

The ABC's of choosing the right VIALUX mirror

A DISTANCE

To be effective, the size of the mirror should be adapted to the distance separating the viewer and the mirror.

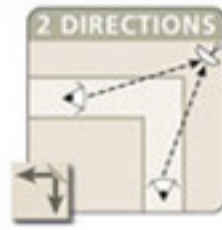


Our recommended maximum distances are indicated on each page for each product.



B RADIUS OF ANGLE OF CONVEXITY

The amount of angle of convexity of a mirror determines the field of vision and must be adapted to the number of directions wished to be viewed.



2 directions = 90° approx.



3 directions = 180° approx.



4 directions = 360° approx.

C VIALUX® GUARANTEE



- Unbreakable
- Easy to install
- Very light
- Withstands extremes of weather




- Unbreakable and unalterable
- Easy to install
- UV inhibited
- Scratch resistant
- Impact resistant

Additional information:

- **GUARANTEE:** The VIALUX® guarantee applies to the mirror, frame and fixings (under normal operating conditions). Guarantee not applicable to PMMA products.
- **CLEANING THE MIRROR:** to clean VIALUX® mirrors, simply hose down, without rubbing.
- **ENVIRONMENT:** mirror, frame and packaging are all fabricated in recyclable materials.


Polymir mirror

UNBREAKABLE



Acrylic mirror

Broken !



Plexiglass mirror

Broken !

